

aerospace
climate control
electromechanical
filtration
fluid & gas handling
hydraulics
pneumatics
process control
sealing & shielding



PS1 Modular Interface Valve

PDE2626TCUK June 2014

Parker

ENGINEERING YOUR SUCCESS.

PDE2626TCUK_PS1_Modular_Interface_Valve_Catalogue.indd 1 10/07/2014 11:47:16

Important !
Before carrying out any service work, ensure that the valve and manifold have been vented.
Remove the primary supply air hose to ensure total disconnection of the air supply before dismantling valves or blank connection blocks.

NB !
All technical data in this catalogue is typical only.

The air quality is decisive for the valve life: see ISO 8573.

WARNING

FAILURE OR IMPROPER SELECTION OR IMPROPER USE OF THE PRODUCTS AND/OR SYSTEMS DESCRIBED HEREIN OR RELATED ITEMS CAN CAUSE DEATH, PERSONAL INJURY AND PROPERTY DAMAGE.
This document and other information from Parker Hannifin Corporation, its subsidiaries and authorized distributors provide product and/or system options for further investigation by users having technical expertise. It is important that you analyze all aspects of your application and review the information concerning the product or system in the current product catalog. Due to the variety of operating conditions and applications for these products or systems, the user, through its own analysis and testing, is solely responsible for making the final selection of the products and systems and assuring that all performance, safety and warning requirements of the application are met. The products described herein, including without limitation, product features, specifications, designs, availability and pricing, are subject to change by Parker Hannifin Corporation and its subsidiaries at any time without notice.

SALE CONDITIONS

The items described in this document are available for sale by Parker Hannifin Corporation, its subsidiaries or its authorized distributors. Any sale contract entered into by Parker will be governed by the provisions stated in Parker's standard terms and conditions of sale (copy available upon request).

Summary

Page

Presentation	4
Order codes	4-6
- Head and tail sets, intermediate air supply modules	4
- Electro-pneumatic modules without solenoid valve	5
- Solenoid pilote	5
- Electro-pneumatic modules with solenoid valves	6
- Pressure switch	6
Dimensions	7

Modular Interface Valve - PS1

High speed poppet valve solenoid type with invidual electrical connections. Light weight plastic bodies with DIN rail manifold. For cabinet installation

- Push-in connection
- High Performance 15 mm Solenoid
- Built-in terminal block
- Pneumatic output indicator
- DIN rail mounting

Technical characteristics

		3/2	4/2
Fluid :		Air or inert gas, filtered 40 µ, dry or lubricated	
Working pressure ;			
	3/2 and 4/2	3 to 8 bar	
	Low pressure module	1 to 8 bar	---
Flow rate :			
	Nominal Qn	120 Nl/min	
	Maximum Qmax	200 Nl/min	
Changeover time :			
	Actuation	10 ms	15 ms
	Return	15 ms	20 ms
Operating temperature :		- 15 °C to + 60 °C	
Storage temperature :		- 40 °C to + 70 °C	
Vibrations resistance :		2 g at 2 to 150 Hz according to IEC68-2-6	
Impact resistance :		15 g 11 ms according to IEC68-2-27	

Head and tail sets - intermediate supply modules

For 3/2 and 4/2 interface modules

	Description	Characteristics	Pneumatic connection	Weight (g)	Order code
	Set for single air supply connection	1 electrical common terminal 1 main air supply port 1 exhaust port	Push-in Ø 6 mm	100	**PS1-E101**
			G1/8	100	**PS1-E1018**
	Set for double air supply connection	1 electrical common terminal 2 main air supply ports 2 exhaust ports	Push-in Ø 6 mm	125	**PS1-E102**
			G1/8	125	**PS1-E1028**
	Intermediate air supply module	1 air supply port 1 exhaust port *(see description below)*	G1/8	45	**PS1-E1038**

Incorporating an intermediate air supply module into a group of electro-pneumatic modules gives the following options :

Air supply connection
- Additional G1/8 port to supplement the air supply to the manifold
- Blank the common air supply, enabling different pressures to be supplied to groups of modules within the manifold.

Exhaust connection
- Additional exhaust flow through the G1/8 port
- Blank the common exhaust, enabling seperation of exhaust from module groups

The intermediate air supply module is supplied with 4 interchangeable connectors to enable the above supply options to be achieved.

Electro-pneumatic modules

Modules without solenoid valve
Visual indication of pneumatic output status : Closed = Red Open = Yellow

Symbol function	Description	Pneumatic connection	Weight (g)	Order code
	3/2 normally closed (NC)	Push-in Ø 4 mm	52	**PS1-E111**
		M5	55	**PS1-E115**
		Push-in Ø 6 mm	55	**PS1-E116**
	3/2 normally open (NO)	Push-in Ø 4 mm	52	**PS1-E121**
		M5	55	**PS1-E125**
		Push-in Ø 6 mm	55	**PS1-E126**
	4/2 single solenoid / spring return	Push-in Ø 4 mm	120	**PS1-E181**
		M5	120	**PS1-E185**
		Push-in Ø 6 mm	125	**PS1-E186**
	4/2 double solenoid	Push-in Ø 4 mm	120	**PS1-E191**
		M5	120	**PS1-E195**
		Push-in Ø 6 mm	125	**PS1-E196**

Low pressure Electro-Pneumatic modules 3/2 (1 to 8 bar)

Modules without solenoid valve
Visual indication of pneumatic output status : Closed = Red Open = Yellow

Symbol	Description	Pneumatic connection	Weight (g)	Order code
	3/2 normally closed (NC)	Push-in Ø 4 mm	52	**PS1-E311**
		M5	52	**PS1-E315**
		Push-in Ø 6 mm	52	**PS1-E316**

Solenoids 15 mm - 8 mm pin spacing - 1,2 W / 1,6 VA (220VAC 2,4VA)

Manual override type

Voltage	Weight (g)	Without **Order code**	Non locking flush **Order code**	Locking flush **Order code**
12 VDC	38	**P2E-KS32B0**	**P2E-KS32B1**	**P2E-KS32B2**
24 VDC	38	**P2E-KS32C0**	**P2E-KS32C1**	**P2E-KS32C2**
48 VDC	38	**P2E-KS32D0**	**P2E-KS32D1**	**P2E-KS32D2**
24 VAC 50 Hz	38	**P2E-KS31C0**	**P2E-KS31C1**	**P2E-KS31C2**
48 VAC 50/60 Hz	38	**P2E-KS34D0**	**P2E-KS34D1**	**P2E-KS34D2**
115 VAC 50 Hz	38	**P2E-KS31F0**	**P2E-KS31F1**	**P2E-KS31F2**
220 VAC 50 Hz	38	**P2E-KS31J0**	**P2E-KS31J1**	**P2E-KS31J2**

Suppressor and LED indicators

For 8 mm solenoid pin spacing - For mounting between the solenoid valve and the cable plug

Symbol	Description	Pneumatic connection	Weight (g)	Order code
	LED indicator	24 VAC/DC	3	**P8V-CR26C**
		115 VAC 50 Hz - 120 VAC 60 Hz	3	**P8V-CR24F**
		230 VAC 50 Hz - 240 VAC 60 Hz	3	**P8V-CR24J**

Maintenance avertissement - Solenoid pin spacing

The electro-pneumatic interface modules have been re-designed to accept both 8 mm and 9,4 mm solenoid pin spacing.
If you are purchasing a solenoid or a suppressor & LED indicator for maintenance on an electro-pneumatic interface module purchased before June 2004, above solenoid P2E-KS3xxx and P8V-CRxxx (8 mm pin spacing) will not be compatible.
Please, contact your Parker customer service.

Electro-pneumatic modules

Modules including 24 VDC solenoid valve (using P2E-KS32C1 solenoid)
Visual indication of pneumatic output status : Closed = Red Open = Yellow

	Symbol	Description	Manual override	Pneumatic connection	Weight (g)	Order code
		3/2 normally closed (NC)	Spring return	Push-in Ø 4 mm	90	**PS1-E21102B**
		3/2 normally open (NO)	Spring return	Push-in Ø 4 mm	90	**PS1-E22102B**
		4/2 single solenoid / spring return	Spring return	Push-in Ø 4 mm	160	**PS1-E28102B**
		4/2 double solenoid	-	Push-in Ø 4 mm	200	**PS1-E29102B**

Accessories : Pressure switch

With Ø4 push in connection (pneumatic input)
With electrical terminals 1,5 mm² (electric output)

Type	Symbol	Electrical characteristics	Pneumatic characteristics	Override	Weight (g)	Order code
	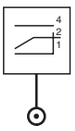	Pressure switch 1 CO contact 5 A/250 V	Fixed operating threshold < 1,3 bar	Manual override	50	**PS1-P1081**
			Adjustable operating threshold 2 to 5 bar	Manual override	50	**PS1-P1091**

Technical characteristics : Pressure switch

- Effective detection for preventing hazardous risks linked with equipments operating at to low pressure
- Manual override
- Easy clip on DIN rail mounting
- Fixed or adjustable threshold versions
- Recessed Electrical Terminals

Electrical durability

	24 VAC	48 VAC	115 VAC	24 VDC	48 VDC	115 VDC
1 million	25 VA	56 VA	115 VA	24 W	37 W	50 W
2 million	-	-	-	14 W	25 W	40 W
5 million	10 VA	14 VA	19 VA	-	-	-

Working pressure	Max 10 bar
Working temperature	-15 °C to +60 °C
Minimum actuating pressure, non adjustable	≤1,3 bar
Minimum actuating pressure, adjustable	2 to 5 bar
Operating frequensy	Max 10 Hz
Nominal isolation voltage	660 V AC or DC
Nominal therminal current	10 A
Operating voltage	250 V
Pending current	5 A
Protection level	IP 40

According Power switches (inductive lead)

Dimensions, PS1 valve Series

Electropneumatic interface modules 3/2 NC or NO

3/2 modules equiped with solenoid
Head and tail set for single air supply connection

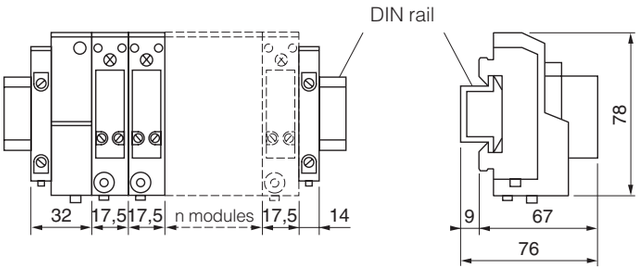

Total length (mm)
L = 46 + (n x 17,5)
n = number of modules

3/2 modules equiped with solenoid, suppressor and LED indicator
Head and tail set for double air supply connection

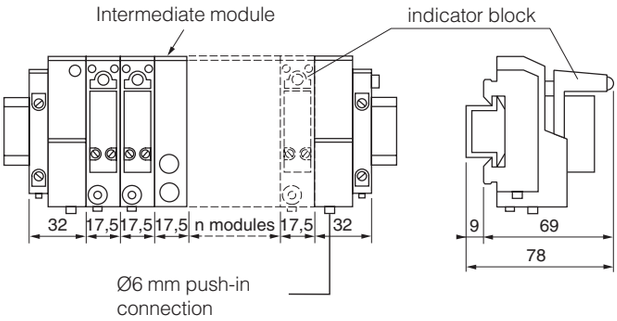

Total length (mm)
L = 64 + (n x 17,5)
n = number of modules

Electropneumatic interface modules 4/2 single or double solenoid

4/2 modules equiped with solenoid, suppressor and LED indicator
Head and tail set for double air supply connection

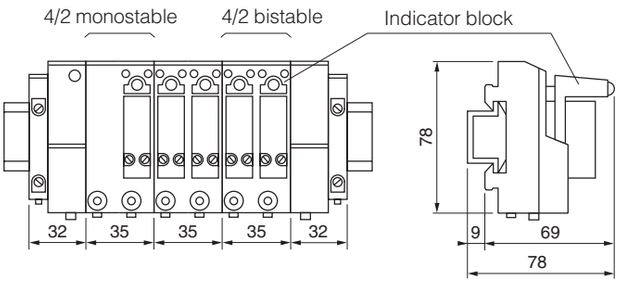

Total length (mm)
L = 64 + (n x 35)
n = number of modules

Parker Worldwide

Europe, Middle East, Africa

AE – United Arab Emirates, Dubai
Tel: +971 4 8127100
parker.me@parker.com

AT – Austria, Wiener Neustadt
Tel: +43 (0)2622 23501-0
parker.austria@parker.com

AT – Eastern Europe, Wiener Neustadt
Tel: +43 (0)2622 23501 900
parker.easteurope@parker.com

AZ – Azerbaijan, Baku
Tel: +994 50 2233 458
parker.azerbaijan@parker.com

BE/LU – Belgium, Nivelles
Tel: +32 (0)67 280 900
parker.belgium@parker.com

BY – Belarus, Minsk
Tel: +375 17 209 9399
parker.belarus@parker.com

CH – Switzerland, Etoy
Tel: +41 (0)21 821 87 00
parker.switzerland@parker.com

CZ – Czech Republic, Klecany
Tel: +420 284 083 111
parker.czechrepublic@parker.com

DE – Germany, Kaarst
Tel: +49 (0)2131 4016 0
parker.germany@parker.com

DK – Denmark, Ballerup
Tel: +45 43 56 04 00
parker.denmark@parker.com

ES – Spain, Madrid
Tel: +34 902 330 001
parker.spain@parker.com

FI – Finland, Vantaa
Tel: +358 (0)20 753 2500
parker.finland@parker.com

FR – France, Contamine s/Arve
Tel: +33 (0)4 50 25 80 25
parker.france@parker.com

GR – Greece, Athens
Tel: +30 210 933 6450
parker.greece@parker.com

HU – Hungary, Budapest
Tel: +36 23 885 475
parker.hungary@parker.com

IE – Ireland, Dublin
Tel: +353 (0)1 466 6370
parker.ireland@parker.com

IT – Italy, Corsico (MI)
Tel: +39 02 45 19 21
parker.italy@parker.com

KZ – Kazakhstan, Almaty
Tel: +7 7272 505 800
parker.easteurope@parker.com

NL – The Netherlands, Oldenzaal
Tel: +31 (0)541 585 000
parker.nl@parker.com

NO – Norway, Asker
Tel: +47 66 75 34 00
parker.norway@parker.com

PL – Poland, Warsaw
Tel: +48 (0)22 573 24 00
parker.poland@parker.com

PT – Portugal, Leca da Palmeira
Tel: +351 22 999 7360
parker.portugal@parker.com

RO – Romania, Bucharest
Tel: +40 21 252 1382
parker.romania@parker.com

RU – Russia, Moscow
Tel: +7 495 645-2156
parker.russia@parker.com

SE – Sweden, Spånga
Tel: +46 (0)8 59 79 50 00
parker.sweden@parker.com

SK – Slovakia, Banská Bystrica
Tel: +421 484 162 252
parker.slovakia@parker.com

SL – Slovenia, Novo Mesto
Tel: +386 7 337 6650
parker.slovenia@parker.com

TR – Turkey, Istanbul
Tel: +90 216 4997081
parker.turkey@parker.com

UA – Ukraine, Kiev
Tel +380 44 494 2731
parker.ukraine@parker.com

UK – United Kingdom, Warwick
Tel: +44 (0)1926 317 878
parker.uk@parker.com

ZA – South Africa, Kempton Park
Tel: +27 (0)11 961 0700
parker.southafrica@parker.com

North America

CA – Canada, Milton, Ontario
Tel: +1 905 693 3000

US – USA, Cleveland
Tel: +1 216 896 3000

Asia Pacific

AU – Australia, Castle Hill
Tel: +61 (0)2-9634 7777

CN – China, Shanghai
Tel: +86 21 2899 5000

HK – Hong Kong
Tel: +852 2428 8008

IN – India, Mumbai
Tel: +91 22 6513 7081-85

JP – Japan, Tokyo
Tel: +81 (0)3 6408 3901

KR – South Korea, Seoul
Tel: +82 2 559 0400

MY – Malaysia, Shah Alam
Tel: +60 3 7849 0800

NZ – New Zealand, Mt Wellington
Tel: +64 9 574 1744

SG – Singapore
Tel: +65 6887 6300

TH – Thailand, Bangkok
Tel: +662 186 7000-99

TW – Taiwan, Taipei
Tel: +886 2 2298 8987

South America

AR – Argentina, Buenos Aires
Tel: +54 3327 44 4129

BR – Brazil, Sao Jose dos Campos
Tel: +55 800 727 5374

CL – Chile, Santiago
Tel: +56 2 623 1216

MX – Mexico, Apodaca
Tel: +52 81 8156 6000

European Product Information Centre
Free phone: 00 800 27 27 5374
(from AT, BE, CH, CZ, DE, DK, EE, ES, FI, FR, IE, IL, IS, IT, LU, MT, NL, NO, PL, PT, RU, SE, SK, UK, ZA)

© 2014 Parker Hannifin Corporation. All rights reserved.

Catalogue PDE2626TCUK - V2 - June 2014

Parker Hannifin Ltd.
Tachbrook Park Drive
Tachbrook Park,
Warwick, CV34 6TU
United Kingdom
Tel.: +44 (0) 1926 317 878
Fax: +44 (0) 1926 317 855
parker.uk@parker.com
www.parker.com

Your local authorized Parker distributor